



FEL-PRO INSTALLATION TIPS

Fel-Pro products are the result of exhaustive research and strict quality control. However, no sealing product is better than the quality of its installation.

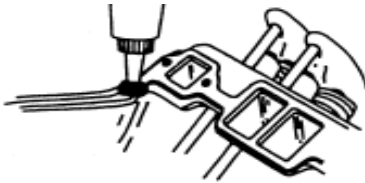
INTAKE MANIFOLD GASKET

CLEAN MATING SURFACES of all foreign material including old gaskets, RTV, and oil. You may wish to use a degreaser.

CHECK MANIFOLD CASTINGS for flatness of gasket surface. Resurface or replace if severely distorted or corroded.

ATTACH AND ALIGN END SEALS

IMPORTANT: These molded rubber silicone seals must be installed DRY without any chemical adhesive.



PRIOR TO REINSTALLING INTAKE MANIFOLD apply a small dab of silicone sealer to the 4 corner intersections between the end seals and gaskets.

TEST RUN ENGINE. Check all mating areas thoroughly to determine that all seals hold during operation.



FEL-PRO INSTALLATION TIPS

Fel-Pro products are the result of exhaustive research and strict quality control. However, no sealing product is better than the quality of its installation.

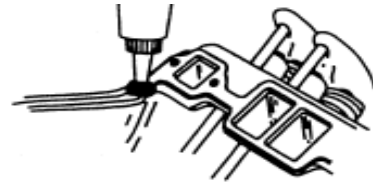
INTAKE MANIFOLD GASKET

CLEAN MATING SURFACES of all foreign material including old gaskets, RTV, and oil. You may wish to use a degreaser.

CHECK MANIFOLD CASTINGS for flatness of gasket surface. Resurface or replace if severely distorted or corroded.

ATTACH AND ALIGN END SEALS

IMPORTANT: These molded rubber silicone seals must be installed DRY without any chemical adhesive.



PRIOR TO REINSTALLING INTAKE MANIFOLD apply a small dab of silicone sealer to the 4 corner intersections between the end seals and gaskets.

TEST RUN ENGINE. Check all mating areas thoroughly to determine that all seals hold during operation.



FEL-PRO INSTALLATION TIPS

Fel-Pro products are the result of exhaustive research and strict quality control. However, no sealing product is better than the quality of its installation.

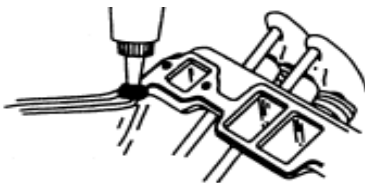
INTAKE MANIFOLD GASKET

CLEAN MATING SURFACES of all foreign material including old gaskets, RTV, and oil. You may wish to use a degreaser.

CHECK MANIFOLD CASTINGS for flatness of gasket surface. Resurface or replace if severely distorted or corroded.

ATTACH AND ALIGN END SEALS

IMPORTANT: These molded rubber silicone seals must be installed DRY without any chemical adhesive.



PRIOR TO REINSTALLING INTAKE MANIFOLD apply a small dab of silicone sealer to the 4 corner intersections between the end seals and gaskets.

TEST RUN ENGINE. Check all mating areas thoroughly to determine that all seals hold during operation.



FEL-PRO INSTALLATION TIPS

Fel-Pro products are the result of exhaustive research and strict quality control. However, no sealing product is better than the quality of its installation.

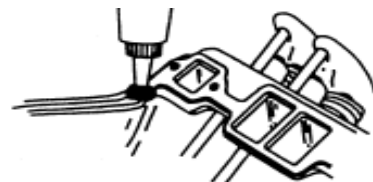
INTAKE MANIFOLD GASKET

CLEAN MATING SURFACES of all foreign material including old gaskets, RTV, and oil. You may wish to use a degreaser.

CHECK MANIFOLD CASTINGS for flatness of gasket surface. Resurface or replace if severely distorted or corroded.

ATTACH AND ALIGN END SEALS

IMPORTANT: These molded rubber silicone seals must be installed DRY without any chemical adhesive.



PRIOR TO REINSTALLING INTAKE MANIFOLD apply a small dab of silicone sealer to the 4 corner intersections between the end seals and gaskets.

TEST RUN ENGINE. Check all mating areas thoroughly to determine that all seals hold during operation.