



THE PROBLEM SOLVER®

**DID ■ YOU ■ KNOW?**

ADVICE FOR THE PROFESSIONAL

### Overview

1991-2002 Ford and Lincoln-Mercury full size passenger cars utilize two different upper ball joints. This may cause confusion when ordering replacement parts.

#### Models affected:

Year	Make/Model
1992-2002	Ford Crown Victoria
1991-2002	Lincoln Town Car
1992-2002	Mercury Grand Marquis

### Identification Procedure

1991-1994 vehicles have a left and right side ball joint (see Figure 1). For these applications, the cam nut at the inboard attaching point is used to adjust caster. The outboard cam nut is used to adjust camber.

The OE replacement ball joints for the early design used the same adjustment and were cataloged separately for the left and right sides.

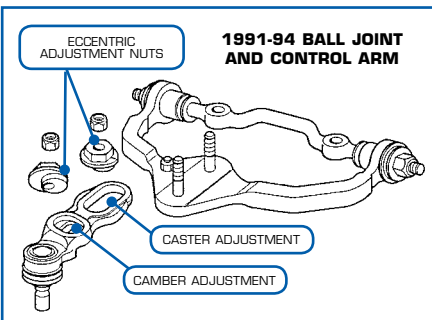


Figure 1

Con't next column

### Identification Procedure (con't)

In 1995, Ford reversed this adjustment feature (see Figure 2). The inner point is used for camber and the outer is used for caster.

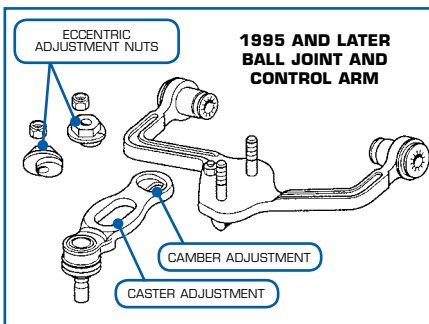


Figure 2

### Replacement Procedure

When replacing the upper ball joint on these vehicles be sure to order the appropriate MOOG Problem Solver ball joint.

MOOG offers the **K8600** replacement ball joint for 1991-1994 models. This improved design is used for both the left and right sides.

For 1995-2002 model years, the MOOG **K8678** should be installed.



K8600

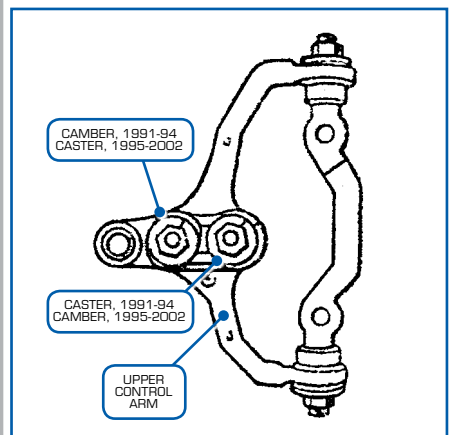


K8678

### Replacement Procedure (con't)

Model Year	MOOG Part No.
1991-1994	K8600
1995-2002	K8678

After installation, be sure to align the vehicle to proper specifications (see Figure 3).



Vehicle	Caster (degrees)	Camber (degrees)
1991-2002 Ford Crown Victoria	5.50 +/- 0.75	-0.50 +/- 0.75
1991 Lincoln Town Car	5.50 +/- 0.75	-0.50 +/- 0.75
1992-2002 Lincoln Town Car	6.00 +/- 0.75	-0.50 +/- 0.75
1991-2002 Mercury Grand Marquis	5.50 +/- 0.75	-0.50 +/- 0.75

Figure 3

