



**MOOG**  
STEERING & SUSPENSION



# DID YOU KNOW?

## ADVICE FOR THE PROFESSIONAL

### Overview

This bulletin will assist technicians servicing the 2003 through mid-year 2008 Dodge Ram 2500/3500 4x4 and 2006 through mid-year 2008 Dodge Ram 1500 Extended Cab 4x4 in identifying the correct steering linkage design before installing any new components. Technicians must closely examine the existing front-end components to determine if any 2009 and later parts (2nd design) have been previously installed.

These trucks may experience front end shimmy when traveling over rough roads. To address this problem, OEM redesigned the entire steering linkage in mid-year 2008 (vehicles produced 5/2008 and later).

In addition, after 5/2008 and 2009 model year OEM linkage underwent recalls to inspect the steering damper bracket for looseness, the LH inner tie rod at pitman arm and LH outer tie rod end. This bulletin addresses the proper inspection procedure and recommended MOOG Steering and Suspension replacement parts.

### Inspection Procedure for affected Dodge Ram 4x4 vehicles

#### 1st design


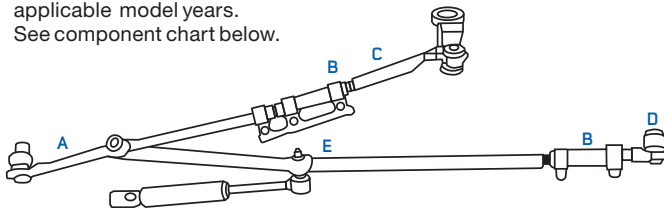


Photo 1

Examine the steering damper attachment point as follows:  
If the steering damper is bolted through a tapered hole in the RH inner connecting tie rod, as originally equipped (Photo 1), the parts have not been altered. It is acceptable to install parts designed for the applicable model years.  
See component chart below.



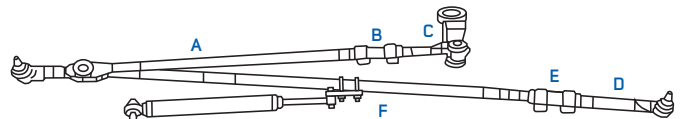
| 2003-2008 Dodge Ram 2500/3500 4x4, 2006 - mid-year 2008 Dodge Ram 1500 Extnd Cab 4x4 (1st design) |   |                                |         |
|---|---|--------------------------------|---------|
| PITMAN ARM TO RH STEERING ARM   | A | RH OUTER TIE ROD END           | DS1463  |
|   | B | ADJUSTING SLEEVE               | ES3626S |
|   | C | LH INNER TIE ROD AT PITMAN ARM | ES3624  |
| LH STEERING ARM TO CONNECTING TIE ROD   | D | LH OUTER TIE ROD               | ES3625  |
|   | B | ADJUSTING SLEEVE               | ES3626S |
|   | E | RH INNER CONNECTING TIE ROD    | DS1464  |

#### 2nd design



Photo 2

If the steering damper is attached to the RH outer tie rod end utilizing a bracket consisting of two U-style bolts, the steering components of the affected vehicle have been replaced with 2009 model year components (2nd design). See Photo 2. In this case, please refer to the 2009 component chart below.



| 2003-2008 Dodge Ram 2500/3500 4x4, 2006 - mid-year 2008 Dodge Ram 1500 Extnd Cab 4x4, 2009 (all) |   |                                |          |
|--|---|--------------------------------|----------|
| PITMAN ARM TO RH OUTER TIE ROD END   | A | RH INNER CONNECTING TIE ROD    | ES800558 |
|  | B | ADJUSTING SLEEVE               | ES3426S  |
|  | C | LH INNER TIE ROD AT PITMAN ARM | ES800375 |
| LH STEERING ARM TO STEERING ARM  | D | LH OUTER TIE ROD END           | ES800532 |
|  | E | ADJUSTING SLEEVE               | *        |
|  | F | RH OUTER TIE ROD END           | *        |

\* Part availability TBD

For parts lookup, visit [www.FMe-cat.com](http://www.FMe-cat.com)

tech line: 1-800-325-8886

[moogproblemsolver.com](http://moogproblemsolver.com)

