

**EXPANDED
COVERAGE**

MOOG HAS GOT YOU COVERED.

Our catalog currently includes thousands of control arms covering millions of vehicles. Whether it's a domestic or a foreign nameplate, there's a MOOG premium control arm that's right for the job.

WE ENGINEER EVERY PART WITH

PURPOSE.

moogparts.com

©2019 Federal-Mogul Motorparts LLC. MG191129



The Problem Solver®

MOOG CONTROL ARMS

moogparts.com



The Problem Solver®





The Problem Solver

MOOG® MAKES THE RIGHT CONTROL ARM FOR YOUR APPLICATION.

Control arms are a critical safety component—to ride right, to handle right, and to ensure safety and dependability they need to be engineered and built right. But it's not a one-size-fits-all business. So, we make thousands of premium MOOG control arms—each one precision-engineered, tested and manufactured to meet the performance needs of the vehicle and/or the job it needs to perform.

MOOG® ENGINEERING IS AT THE HEART OF EVERY PART WE MAKE.

Our commitment to best-in-class engineering, research and development is unmatched in the industry, so you can be sure every part we ship is designed to exact specifications, tested to the highest standards and worthy of the MOOG name.





GOING FURTHER TO LAST LONGER

ENHANCED STRUCTURAL STRENGTH

Inhibits Premature Failure

If a control arm fails, it can result in dangerous loss of control which puts everyone's safety at risk. MOOG control arms are designed to ensure they can handle severe impacts as well as the repetitive loads they face over time.



HEAT-TREATED FOR HARDNESS
We heat treat critical components like the stud. MOOG studs are heat treated to ensure that they will bend—but not break—when faced with a sudden curb or nasty pothole.



OE+ METALLURGY
The material and heat treat of each control arm is carefully selected with comparison to the metallurgical specs of the OE part that came installed on the vehicle.

HIGHLY PRECISE ENGINEERING

Better Ride, Fit and Serviceability

Parts that aren't engineered and manufactured to tight tolerances don't fit right. That makes every aspect of the job more time-consuming, and can even lead to difficulties aligning the vehicle. MOOG precision engineers every part to ensure each MOOG control arm is designed to be a direct-fit replacement for easy installation and steering alignment.



INSTALLATION READY
MOOG ball joints are pre-installed or integral for easy installation and tightly sealed for maintenance-free operation to help protect the socket from dust, water and other debris.



OPTIMIZED BUSHINGS
Our engineering team optimizes our natural rubber bushings to ensure they can absorb substantial loads, reducing the chance of splitting, discoloring, cracking or tearing with age. The result is quiet operation and resistance to wear, salt, road grime and oils.

ADDED CORROSION PROTECTION

Inhibits Premature Deterioration

Rain, snow and road salts corrode metal which can reduce the life of steering and suspension components. We apply engineered coatings to metal surfaces on MOOG control arms to help prevent corrosion and damage from the elements.




GALVANIC CORROSION PROTECTION
We apply coatings to studs (where needed) to prevent galvanic corrosion with mating aluminum components. These coatings maintain the integrity of the connection of the stud to mating aluminum components to promote a long service life.



E-COAT
We E-coat cast iron and steel control arms to reduce corrosion and protect exposed metal from the elements.

We make thousands of control arms for the broadest range of applications. And while no two applications are the same, every MOOG control arm is engineered and manufactured with the same goal in mind—to ensure durability.

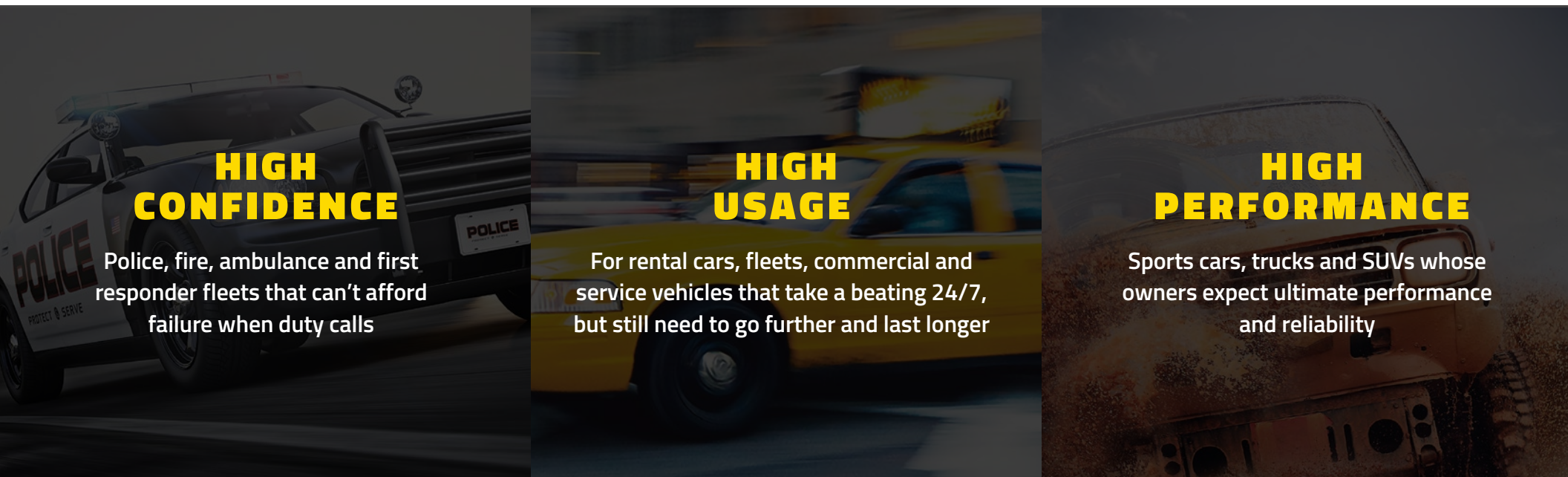


FOR HEAVIER LOADS AND MORE PUNISHING ROADS

MOOG® OFFERS HIGH UTILIZATION DESIGNS

For our customers who drive their vehicle harder, longer or in challenging conditions, our High Utilization designs give them the extra strength, durability—and confidence—they need. Whether it's a commercial van that piles on the miles, a trusted ranch pickup that goes off the beaten path or a first responder pushing their vehicle to the limit, MOOG High Utilization control arm designs are ready to respond.

'HIGH UTILIZATION' MEANS READY FOR THE TOUGHEST JOBS



HIGH CONFIDENCE

Police, fire, ambulance and first responder fleets that can't afford failure when duty calls

HIGH USAGE

For rental cars, fleets, commercial and service vehicles that take a beating 24/7, but still need to go further and last longer

HIGH PERFORMANCE

Sports cars, trucks and SUVs whose owners expect ultimate performance and reliability

THE HIGH UTILIZATION DIFFERENCE



EXTRA STRENGTH

Induction-hardened metal studs improve fatigue life and prevent breakage from severe impacts



EXTRA MILEAGE

Enhanced materials and innovative design features—like MOOG's metal-to-metal gusher bearing and impact-absorbing, preload spring—help prevent the damage caused by extreme usage, impacts and load conditions



EXTRA-QUIET OPERATION

Stiffness-optimized bushings, made with premium natural rubber, prevent noise and ensure a more comfortable ride



EXTRA PROTECTION

Pre-installed dust boot shields socket components from wear-causing contaminants



The Problem Solver™

Because not all miles are created equal.